


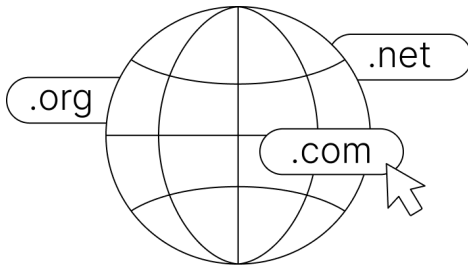
DOMAIN NAMES



In this section, we'll learn a bit about Domain Names.

This quick overview will dive a bit into the Domain Names area, show you how to manage your domain names at HostPapa, and show you how to register or transfer new domain names.






We know that domain names can be confusing, especially for those new to the world of web hosting. However, understanding domain names is essential if you want to create a website that's easy to find and remember. In this section, we'll break down everything you need to know about domain names, from what they are to how to choose the perfect one for your website.

What are domain names?

A domain name is a unique address that identifies a website on the internet. It's the human-readable name that people use to access a website, such as `www.example.com`. Domain names are used to locate and identify computers on the internet, and they provide a way for people to remember and access websites without having to remember the IP addresses of the servers that host them.



Domain names can take many different forms, but they typically consist of two parts: **the top-level domain (TLD) and the second-level domain (SLD)**. The TLD is the last part of the domain name, such as `.com`, `.org`, or `.net`, and it generally indicates the purpose or type of the website. The SLD is the part of the domain name that comes before the TLD, such as the **example** in `www.example.com` - **example**, is the actual part of the domain name you should be choosing, along with the TLD you prefer (**example.com**, not **wwwexample.com**)

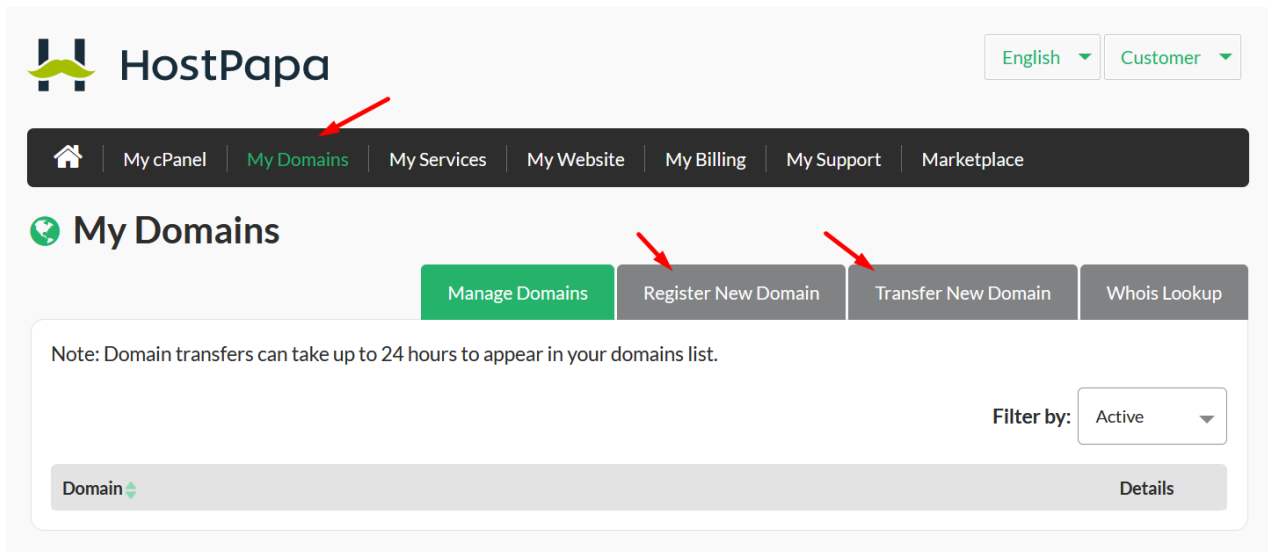
How to check domain name availability

Checking the availability of a domain name you have in mind is really simple. One way to do so is by going to our website and accessing the Domains section:

The screenshot shows the HostPapa website interface. At the top, there is a dark navigation bar with links for SUPPORT, 1-888-959-PAPA [7272], and CHAT. Below this is the HostPapa logo and language selector (EN). A secondary navigation bar contains links for HOSTING, WEBSITES, DOMAINS, EMAIL & OFFICE, and SECURITY. Two red arrows point to the 'DOMAINS' link. Below the navigation is a large green banner with the text 'Get your ideal domain name'. Underneath the banner is a search box with the placeholder text 'My domain name here', a dropdown menu set to '.com', and a search button. At the bottom of the search box, there are two radio buttons: 'I need a domain name' (which is selected) and 'I want to transfer my domain name'.

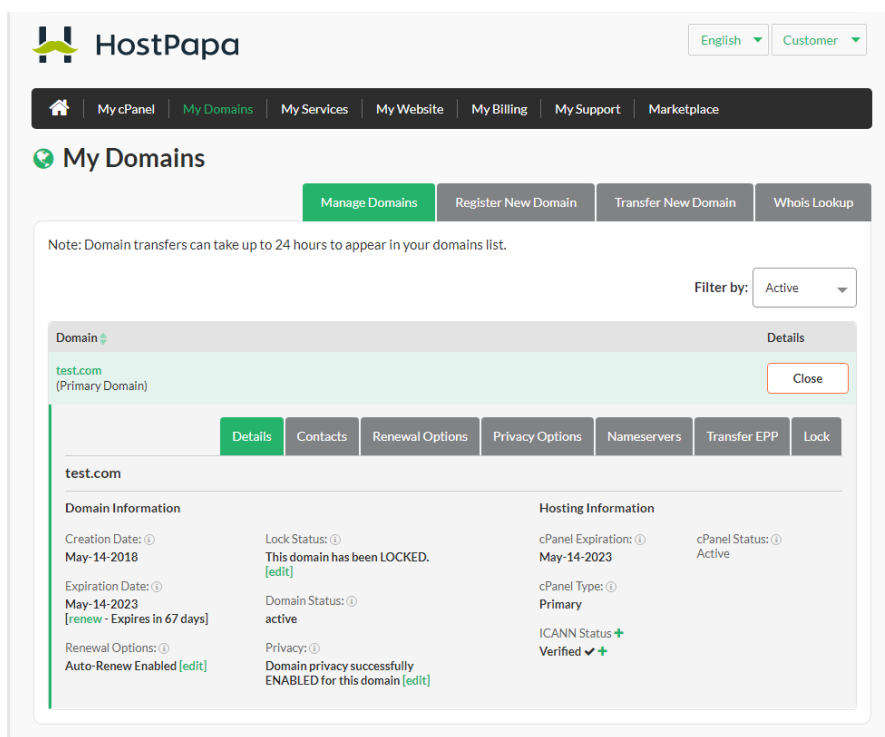
Another way to check if a domain name is available is through your HostPapa Dashboard. This is what we recommend, especially when you're looking to transfer or register a new domain name under your current account. If you purchase a domain or any service directly from our website, the system could create a new, additional account.

To prevent this from happening, always use your **Dashboard** area to **purchase new services**. This can be done through the **Marketplace** section within the Dashboard, and in the case of **Domain Names**, you can access the **My Domains** section:



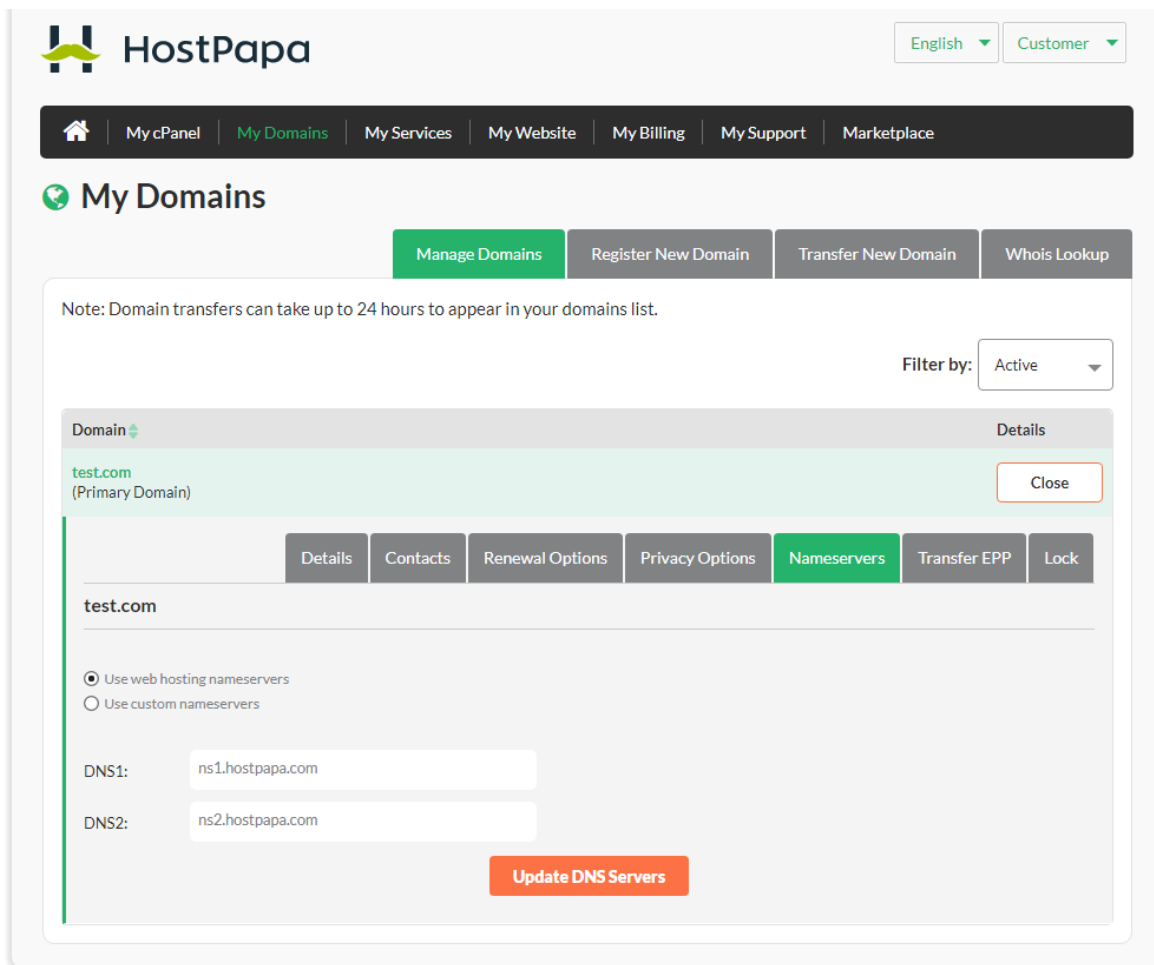
Managing your domain name

When it comes to managing your domain name details, you can easily do so via your **HostPapa Dashboard - My Domains section - Manage Domains**.



Here, you'll be able to see details such as the **renewal date** of your domain name, **ICANN** information, **unlock** the domain name for a **transfer**, and, when applicable, request the **EPP code** for transferring your domain name.

You can also update the nameservers for the domain names you have registered or transferred to us from this section under the **Nameservers** area.



When it comes to adjusting the other DNS Records of a domain name, you'll need to own a web hosting service or a dedicated email service. DNS Records can be adjusted via cPanel if you have a web hosting account or by contacting us to adjust them for you if you acquired a dedicated email solution. By default, owning just a domain name wouldn't allow for DNS changes within the Dashboard area.

If you'd like to learn more about domain names, including DNS and transferring rules, please visit the links below:

[How to transfer a domain name to HostPapa](#)

[Transferring domains vs. changing your DNS settings](#)

[Domain name registration and transfer rules by extension](#)

[Domains Archives - HostPapa Knowledge Base](#)